



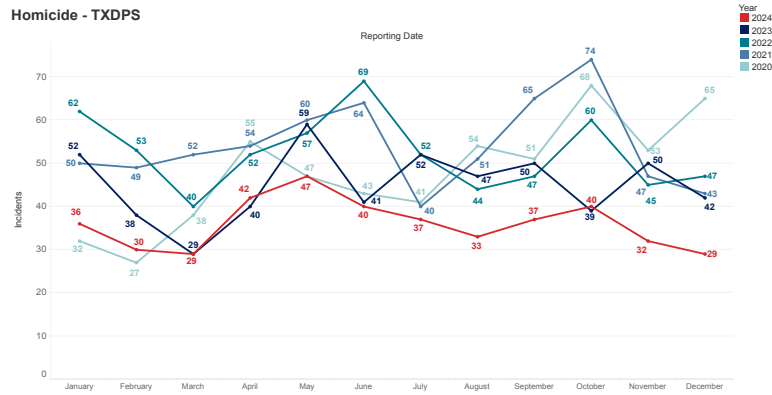
MONTHLY CRIME INDEX

DECEMBER 2024

In our **Monthly Crime Index**, we aim to provide you with an accurate representation of crime statistics in Harris County, Houston. The monthly statistics are represented in two graphs. The top graph reflects offenses occurrences retrieved from the Texas Department of Public Safety (TXDPS) Offense Distribution Report and reflects offense occurrences as reported by Harris County Sheriff's Office (HCSO), Houston Police Department (HPD), Pasadena Police Department (PPD) and Baytown Police Department (BPD). The bottom graph presents data retrieved from Harris County District Clerk's office (HCDC) and represents criminal cases filed in Harris County. Represented here are the figures from the month of December until month of December over the past five years for the categories of **Homicide, Aggravated Assault, Sexual Assault, and Weapons Violations**.

HOMICIDE:

Homicide - TXDPS



Shows the number of Homicide offenses that occurred from 2020 to 2024. Data was retrieved from Texas DPS NIBRS Offense Distribution for Crimes Against Person (Offense Attempted/Completed). Data was filtered for Pasadena PD, Harris County SO and Houston PD reports.

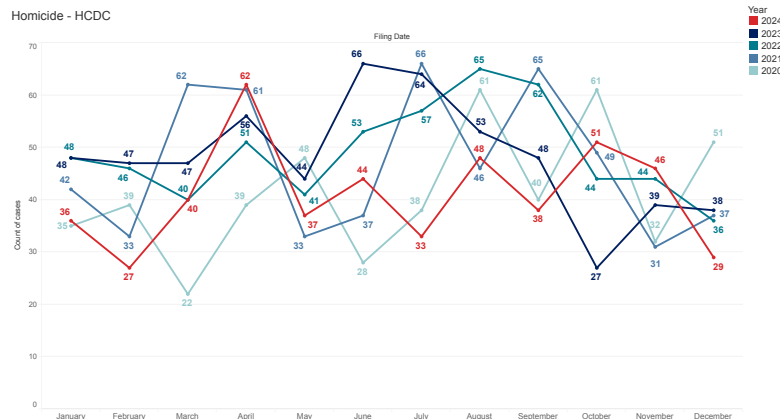
OFFENSE OCCURRENCES

The data reveals the count of Homicide offenses reported in Harris County from December 2020 to December 2024. In December 2020, Harris County law enforcement reported 65 Homicide offenses. The following year, in December 2021, the number decreased to 43, marking a 33.85% decrease from the previous year. In December 2022, the number of reported offenses increased to 47, reflecting a 9.30% rise from December 2021. In December 2023, the number declined again to 42 offenses, representing a 10.64% decrease from the previous year. Finally, in December 2024, the number of reported Homicide offenses further decreased to 29, showing a **30.95% decline** from December 2023. Comparing the highest and lowest reported offenses in December over the five years, December 2020 holds the highest count with 65 reported offenses and December 2024 has the lowest count with 29 Homicide offense occurrences.

CASES FILED

The data reveals the count of Homicide criminal cases filed in Harris County from December 2020 to December 2024. In December 2020, 51 Homicide criminal cases were filed. The following year, in December 2021, the number decreased to 37, marking a 27.45% decline from the previous year. In December 2022, the number of cases filed dropped slightly to 36, reflecting a 2.70% decrease from December 2021. In December 2023, the number of cases filed rose to 38, representing a 5.56% increase from the previous year. Finally, in December 2024, the number of cases filed declined again to 29, showing a **23.68% decrease** from December 2023. This analysis highlights fluctuations in the number of Homicide criminal cases filed in Harris County over the past five years.

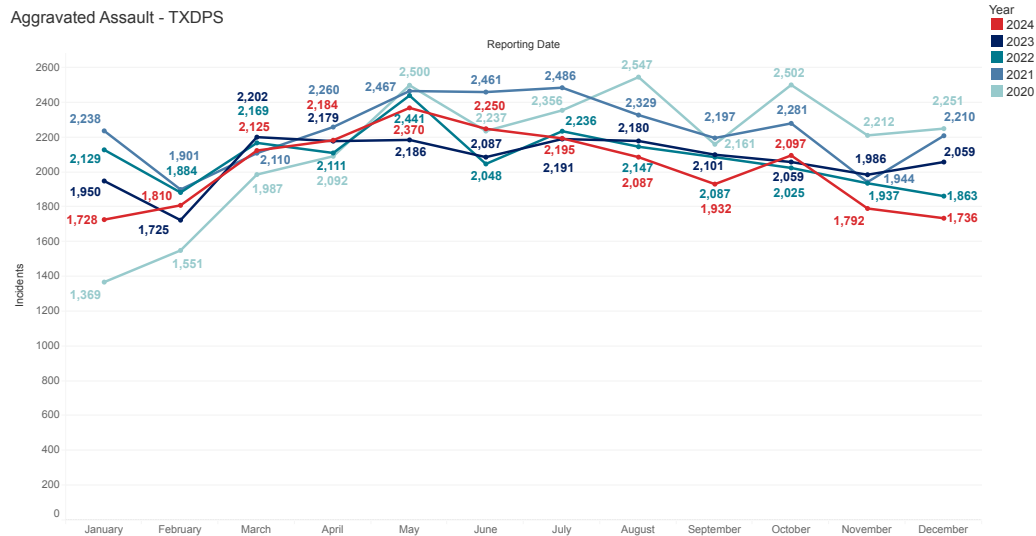
Homicide - HCDC



Shows the number of Homicide cases filed from 2020 to 2024 reported by Harris County District Clerk.

AGGRAVATED ASSAULT

Aggravated Assault - TXDPS

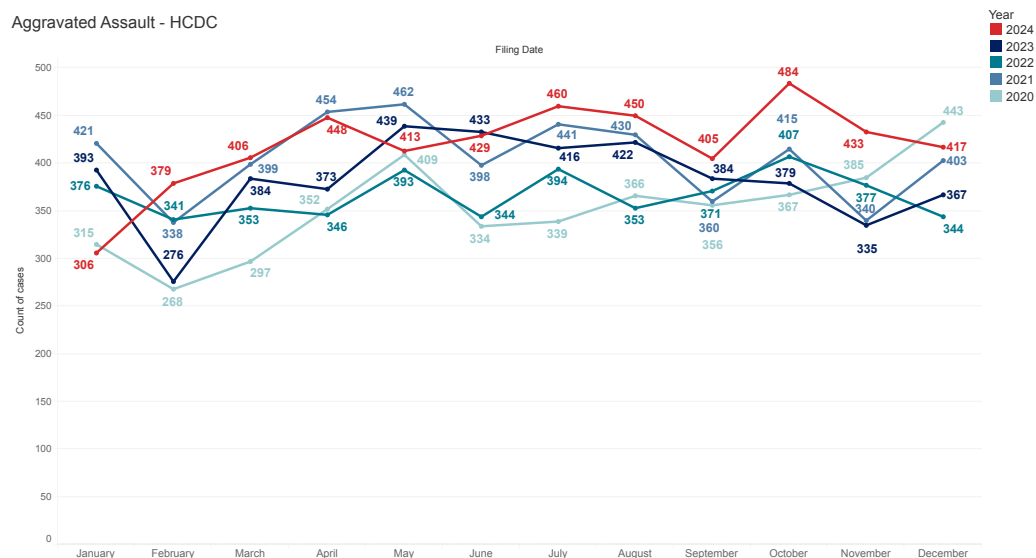


Shows the number of Aggravated Assault offenses that occurred from 2020 to 2024. Data was retrieved from Texas DPS NIBRS Offense Distribution for Crimes Against Person (Offense Attempted/Completed). Data was filtered for Pasadena PD, Baytown PD, Harris County SO and Houston PD reports.

OFFENSE OCCURRENCES

The data reveals the count of Aggravated Assault incidents reported in Harris County from December 2020 to December 2024. In December 2020, 2,251 Aggravated Assault incidents were reported. In December 2021, this number slightly decreased to 2,210, reflecting a 1.82% decline from the previous year. In December 2022, the count of incidents declined further to 1,863, marking a 15.70% decrease from December 2021. In December 2023, the number of incidents increased to 2,059, reflecting a 10.52% rise from the previous year. Finally, in December 2024, the number of reported incidents declined again to 1,736, representing a **15.69% decrease** from December 2023. Comparing the highest and lowest counts of Aggravated Assault incidents reported in December between 2020 and 2024, December 2020 recorded the highest number with 2,251 incidents, while December 2024 saw the lowest count with 1,736 incidents.

Aggravated Assault - HCDC



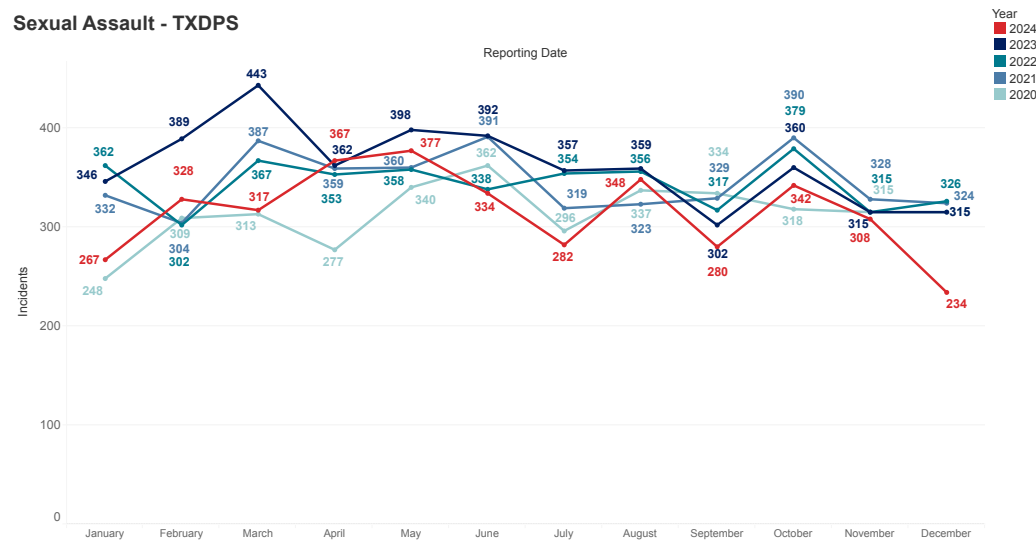
Shows the number of Aggravated Assault cases filed from 2020 to 2024 reported by Harris County District Clerk.

CASES FILED

The data reveals the count of Aggravated Assault criminal cases filed in Harris County from December 2020 to December 2024. In December 2020, 443 Aggravated Assault criminal cases were filed. The following year, in December 2021, the number decreased to 403, reflecting a 9.03% decline from the previous year. In December 2022, the count dropped further to 344, marking a 14.64% decrease from December 2021. In December 2023, the number of cases filed rose to 367, representing a 6.69% increase from the previous year. Finally, in December 2024, the number of cases increased again to 417, showing a **13.62% rise** from December 2023. This analysis highlights the fluctuations in the number of Aggravated Assault criminal cases filed in Harris County over the past five years, demonstrating periods of both decline and growth.

SEXUAL ASSAULT

Sexual Assault - TXDPS

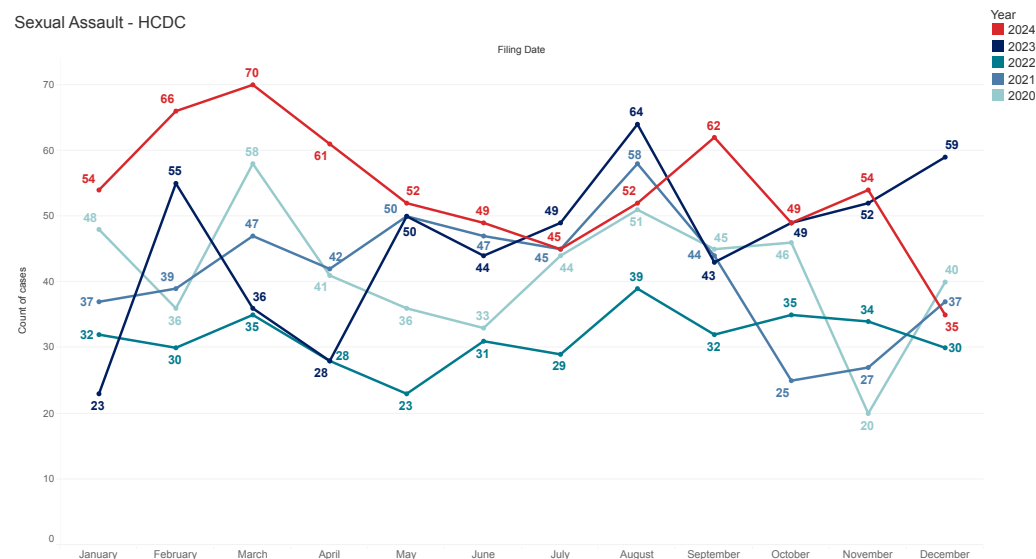


Shows the number of Sexual Assault offenses that occurred from 2020 to 2024. Data was retrieved from Texas DPS NIBRS Offense Distribution for Crimes Against Person (Offense Attempted/Completed). Data was filtered for Pasadena PD, Baytown PD, Harris County SO and Houston PD reports.

OFFENSE OCCURRENCES

In December 2020, Harris County law enforcement reported 315 Sexual Assault offenses. The following year, in December 2021, this number increased slightly to 324, marking a 2.86% rise from the previous year. In December 2022, the number of reported offenses saw an increase to 326, reflecting a 0.62% increase from December 2021. However, in December 2023, the number of reported offenses declined to 315, representing a 3.37% decrease from the previous year. Finally, in December 2024, the number of reported offenses dropped significantly to 234, marking a **25.71% decrease** from December 2023. Comparing the highest and lowest reported Sexual Assault offenses in December across the five years, December 2022 recorded the highest count with 326 offenses, while December 2024 saw the lowest with 234 offenses.

Sexual Assault - HCDC



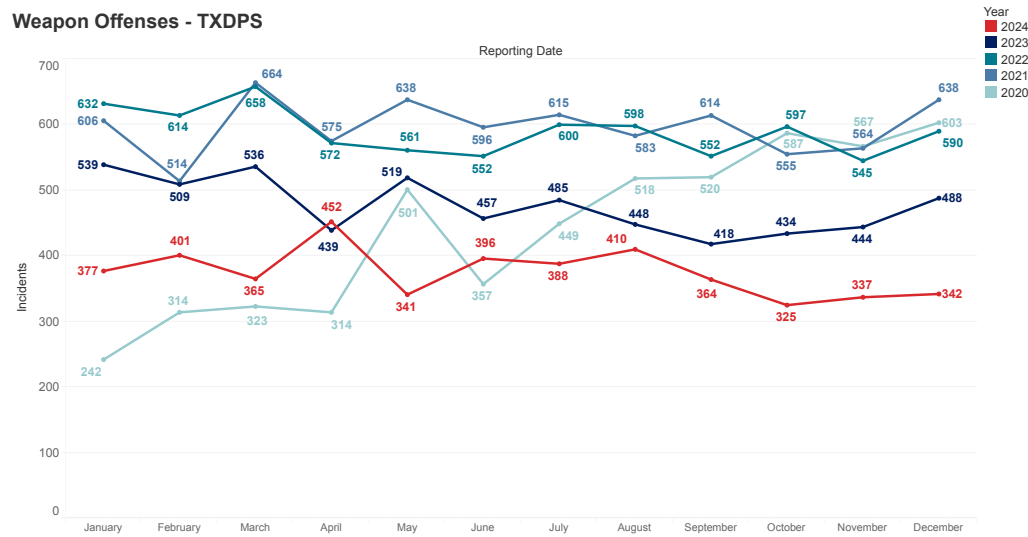
Shows the number of Sexual Assault cases filed from 2020 to 2024 reported by Harris County District Clerk.

CASES FILED

The data reveals the count of Sexual Assault criminal cases filed in Harris County from December 2020 to December 2024. In December 2020, 40 Sexual Assault criminal cases were filed. The following year, in December 2021, this number decreased slightly to 37, marking a 7.5% decline from the previous year. In December 2022, the number of cases filed dropped further to 30, representing an 18.92% decrease from December 2021. However, in December 2023, the number of cases filed rose to 59, reflecting a significant 96.67% increase from the previous year. Finally, in December 2024, the number of cases filed declined again to 35, marking a **40.68% decrease** from December 2023. This analysis highlights the fluctuations and trends in the count of Sexual Assault criminal cases filed in Harris County over the past five years, demonstrating periods of both sharp increases and notable declines.

WEAPON OFFENSES

Weapon Offenses - TXDPS

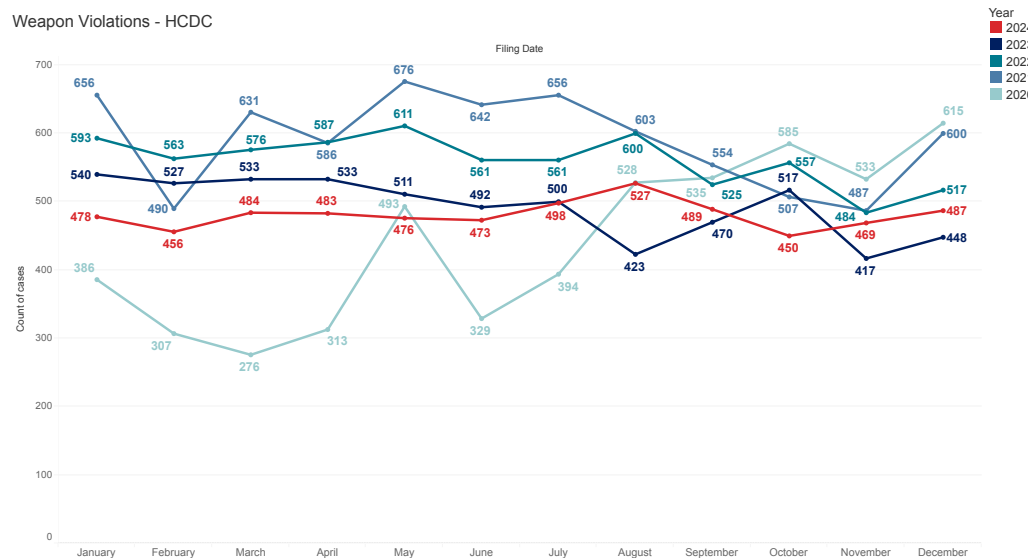


Shows the number of Weapon Offenses that occurred from 2020 to 2024. Data was retrieved from Texas DPS NIBRS Offense Distribution for Crimes Against Person (Offense Attempted/Completed). Data was filtered for Pasadena PD, Baytown PD, Harris County SO and Houston PD reports.

OFFENSE OCCURRENCES

In December 2020, Harris County law enforcement reported 603 Weapons Offense occurrences. The following year, in December 2021, this number increased to 638, marking a 5.80% rise from the previous year. In December 2022, the number of reported offenses declined to 590, reflecting a 7.52% decrease from December 2021. The downward trend continued in December 2023, with reported offenses dropping to 488, representing a 17.29% decrease from the previous year. Finally, in December 2024, the number of reported offenses saw a significant decline to 342, marking a **29.92% decrease** from December 2023. Over the five-year period, December 2021 recorded the highest number of Weapons Offense occurrences at 638, while December 2024 saw the lowest at 342.

Weapon Violations - HCDK



Shows the number of Weapon Offense cases filed from 2020 to 2024 reported by Harris County District Clerk.

CASES FILED

The data reveals the count of Weapons Offense criminal cases filed in Harris County from December 2020 to December 2024. In December 2020, 615 Weapons Violations criminal cases were filed. The following year, in December 2021, this number decreased slightly to 600, marking a 2.44% decline from the previous year. In December 2022, the number of cases filed dropped further to 517, reflecting a 13.83% decrease from December 2021. The downward trend continued in December 2023, with cases filed declining to 448, representing a 13.35% decrease from the previous year. However, in December 2024, the number of cases filed rose to 487, marking an **8.71% increase** from December 2023. This analysis highlights the fluctuations in the number of Weapons Violation criminal cases filed in Harris County over the past five years, showcasing both periods of decline and a recent increase.