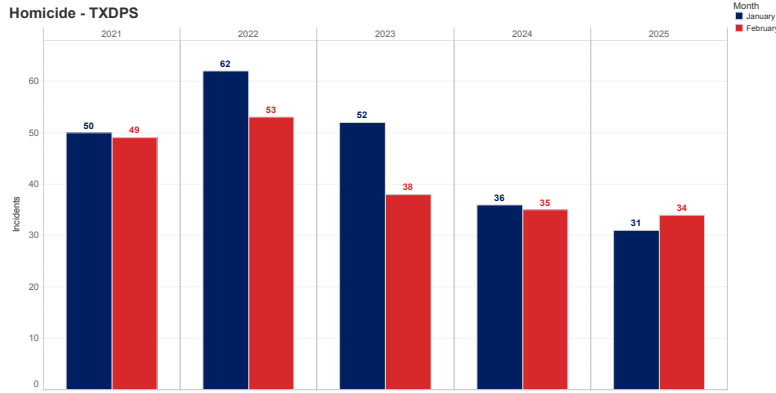


MONTHLY CRIME INDEX

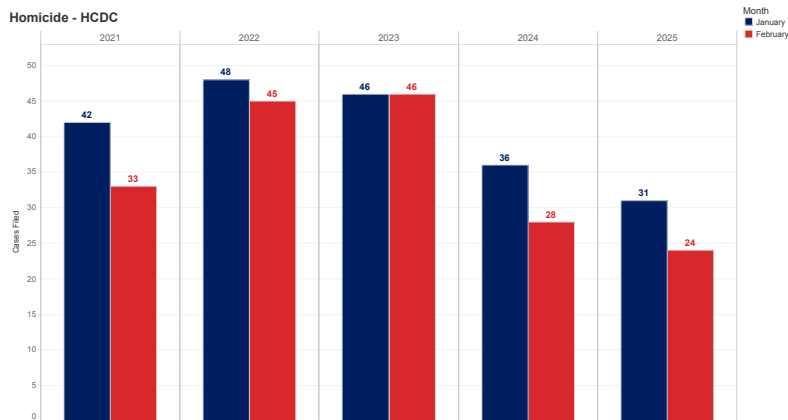
FEBRUARY 2025

In our **Monthly Crime Index**, we aim to provide you with an accurate representation of crime statistics in Harris County, Houston. The monthly statistics are represented in two graphs. The top graph reflects offenses occurrences retrieved from the Texas Department of Public Safety (TXDPS) Offense Distribution Report and reflects offense occurrences as reported by Harris County Sheriff's Office (HCSO), Houston Police Department (HPD), Pasadena Police Department (PPD) and Baytown Police Department (BPD). The bottom graph presents data retrieved from Harris County District Clerk's office (HCDC) and represents criminal cases filed in Harris County. Represented here are the figures from the month of January until the month of February over the past five years for the categories of **Homicide, Aggravated Assault, Sexual Assault, and Weapons Violations**.

HOMICIDE:



Shows the number of Homicide offenses that occurred from 2021 to 2025. Data was retrieved from Texas DPS NIBRS Offense Distribution for Crimes Against Person (Offense Attempted/Completed). Data was filtered for Pasadena PD, Baytown PD, Harris County SO and Houston PD reports.



Shows the number of Homicide cases filed from 2021 to 2025 reported by Harris County District Clerk.

OFFENSE OCCURRENCES

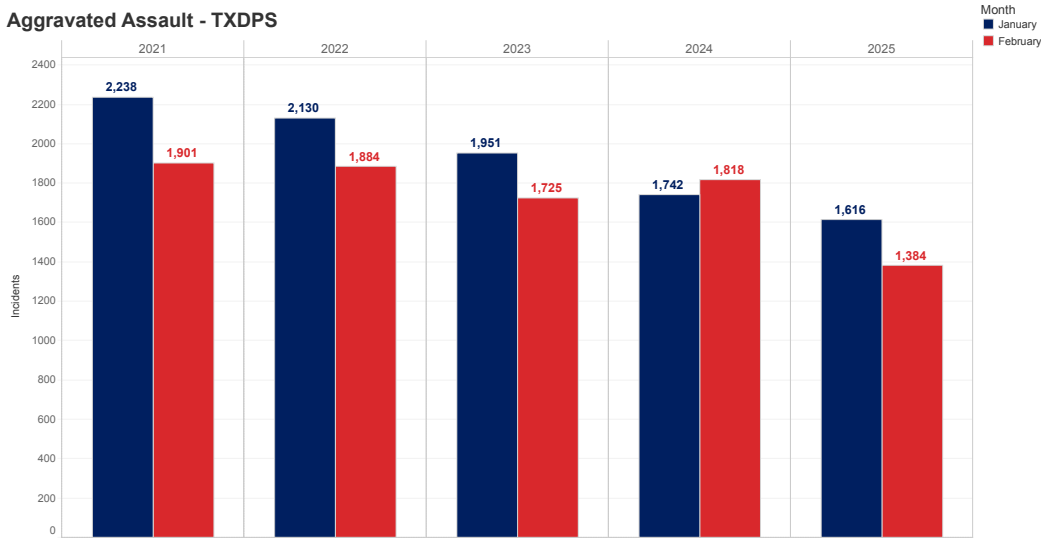
The data presents the count of Homicide offenses reported in Harris County from February 2021 to February 2025. In February 2021, law enforcement reported 49 Homicide offenses. The following year in February 2022, the number increased to 53, reflecting an 8.16% rise from the previous year. In February 2023, the number declined to 38 offenses, marking a 28.30% decrease from February 2022. The downward trend continued in February 2024, with 35 reported offenses, representing a 7.89% decrease from the prior year. Finally, in February 2025, the number of reported Homicide offenses further declined to 34, showing a **2.86% decrease** from February 2024. Comparing the highest and lowest reported offenses in February over the five-year period, February 2022 recorded the highest count with 53 offenses, while February 2025 had the lowest with 34 reported Homicide offenses.

CASES FILED

The data presents the count of Homicide criminal cases filed in Harris County from February 2021 to February 2025. In February 2021, 33 Homicide criminal cases were filed. The following year, in February 2022, the number increased to 45, reflecting a 36.36% rise from the previous year. In February 2023, the number slightly increased to 46 cases, marking a 2.22% rise from February 2022. The trend reversed in February 2024, with 28 cases filed, representing a 39.13% decrease from the prior year. Finally, in February 2025, the number of cases filed declined again to 24, showing a **14.29% decrease** from February 2024. This analysis highlights fluctuations in the number of Homicide criminal cases filed in Harris County over the past five years.

AGGRAVATED ASSAULT

Aggravated Assault - TXDPS

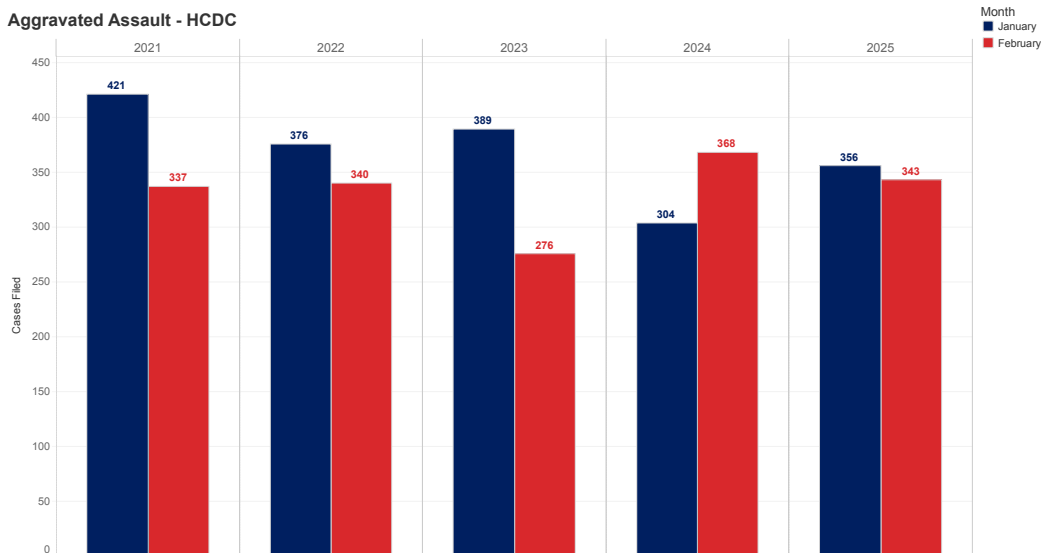


Shows the number of Aggravated Assault offenses that occurred from 2021 to 2025. Data was retrieved from Texas DPS NIBRS Offense Distribution for Crimes Against Person (Offense Attempted/Completed). Data was filtered for Pasadena PD, Baytown PD, Harris County SO and Houston PD reports.

OFFENSE OCCURRENCES

The data presents the count of Aggravated Assault offense occurrences reported in Harris County from February 2021 to February 2025. In February 2021, 1,901 Aggravated Assault incidents were reported. The following year, in February 2022, the number slightly declined to 1,884, reflecting a 0.89% decrease from the previous year. In February 2023, the count of offenses dropped further to 1,725, marking an 8.44% decrease from February 2022. In February 2024, the trend briefly reversed, with 1,818 incidents reported—an increase of 5.39% from the prior year. However, in February 2025, the number of reported incidents fell significantly to 1,384, representing a **23.87% decrease** from February 2024. Comparing the highest and lowest counts of Aggravated Assault incidents reported in February between 2021 and 2025, February 2021 recorded the highest number with 1,901 incidents, while February 2025 saw the lowest count with 1,384 incidents.

Aggravated Assault - HCDC



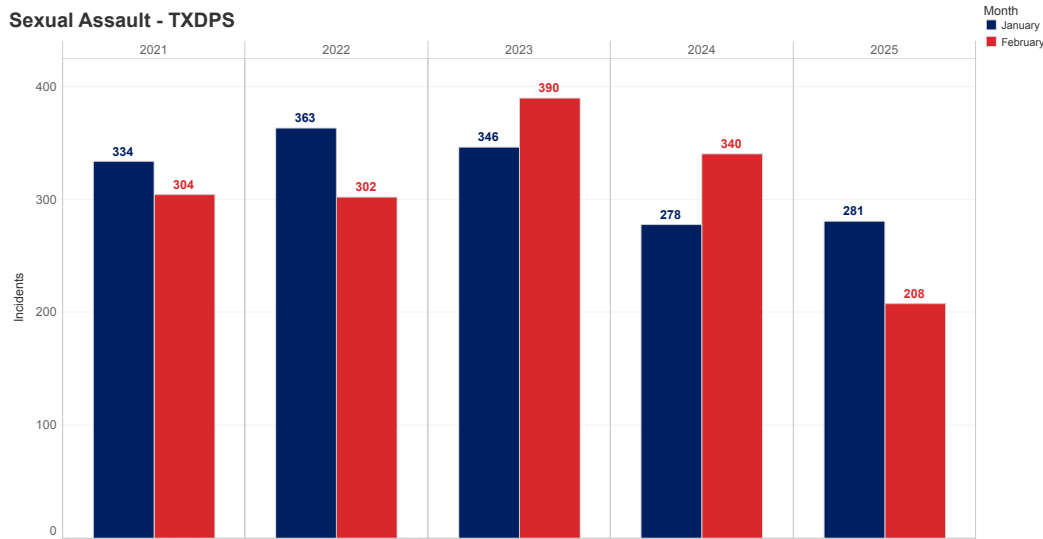
Shows the number of Aggravated Assault cases filed from 2021 to 2025 reported by Harris County District Clerk.

CASES FILED

The data presents the count of Aggravated Assault criminal cases filed in Harris County from February 2021 to February 2025. In February 2021, 337 Aggravated Assault criminal cases were filed. The following year, in February 2022, the number slightly increased to 340, reflecting a 0.89% rise from the previous year. In February 2023, the count dropped to 276 cases, marking an 18.82% decrease from February 2022. In February 2024, the number of cases filed rose significantly to 368, representing a 33.33% increase from the prior year. Finally, in February 2025, the number of cases filed declined to 343, showing a **6.79% decrease** from February 2024. This analysis highlights the variability in the number of Aggravated Assault criminal cases filed in Harris County over the past five years, with alternating periods of decline and growth.

SEXUAL ASSAULT

Sexual Assault - TXDPS

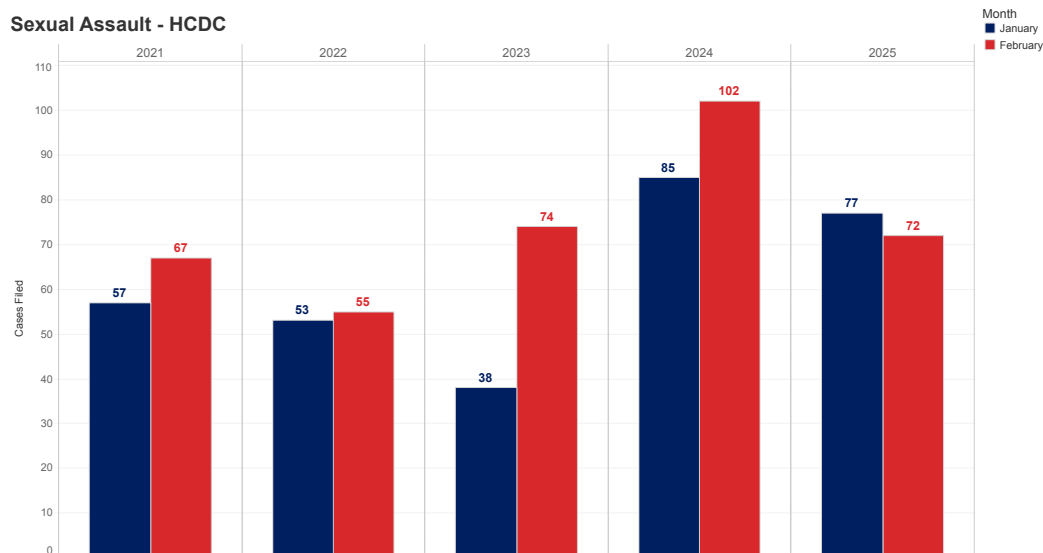


Shows the number of Sexual Assault offenses that occurred from 2021 to 2025. Data was retrieved from Texas DPS NIBRS Offense Distribution for Crimes Against Person (Offense Attempted/Completed). Data was filtered for Pasadena PD, Baytown PD, Harris County SO and Houston PD reports.

OFFENSE OCCURRENCES

In February 2021, Harris County law enforcement reported 304 Sexual Assault offense occurrences. The following year, in February 2022, this number slightly declined to 302, marking a 0.66% decrease from the previous year. In February 2023, the number of reported offenses rose sharply to 390, reflecting a 29.14% increase from February 2022. In February 2024, the number of reported offenses declined to 340, representing a 12.82% decrease from the prior year. Finally, in February 2025, the number dropped significantly to 208, marking a **38.82% decrease** from February 2024. Comparing the highest and lowest reported Sexual Assault offenses in February across the five-year period, February 2023 recorded the highest count with 390 offenses, while February 2025 saw the lowest with 208 offenses.

Sexual Assault - HCDC



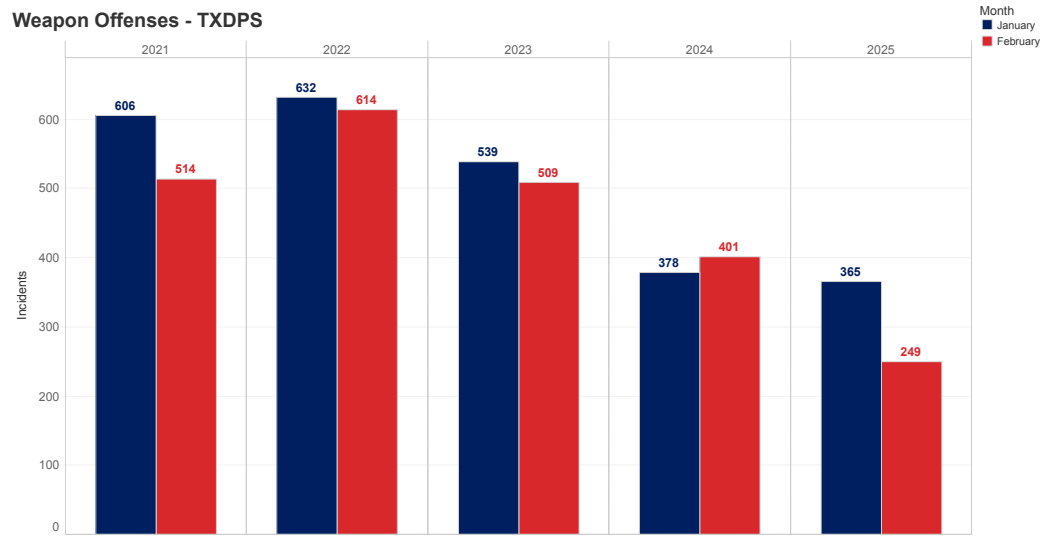
Shows the number of Sexual Assault cases filed from 2021 to 2025 reported by Harris County District Clerk.

CASES FILED

The data presents the count of Sexual Assault criminal cases filed in Harris County each February from 2021 to 2025. In February 2021, 67 Sexual Assault cases were filed. This number declined to 55 in February 2022, marking a 17.91% decrease from the previous year. In February 2023, filings rose to 74 cases, a 34.55% increase compared to February 2022. The upward trend continued in February 2024 with 102 cases filed, reflecting a 37.84% increase from the prior year. However, in February 2025, filings dropped to 72 cases, representing a **29.41% decrease** from February 2024. This analysis underscores the volatility in Sexual Assault case filings across Februarys in Harris County over the past five years.

WEAPON OFFENSES

Weapon Offenses - TXDPS

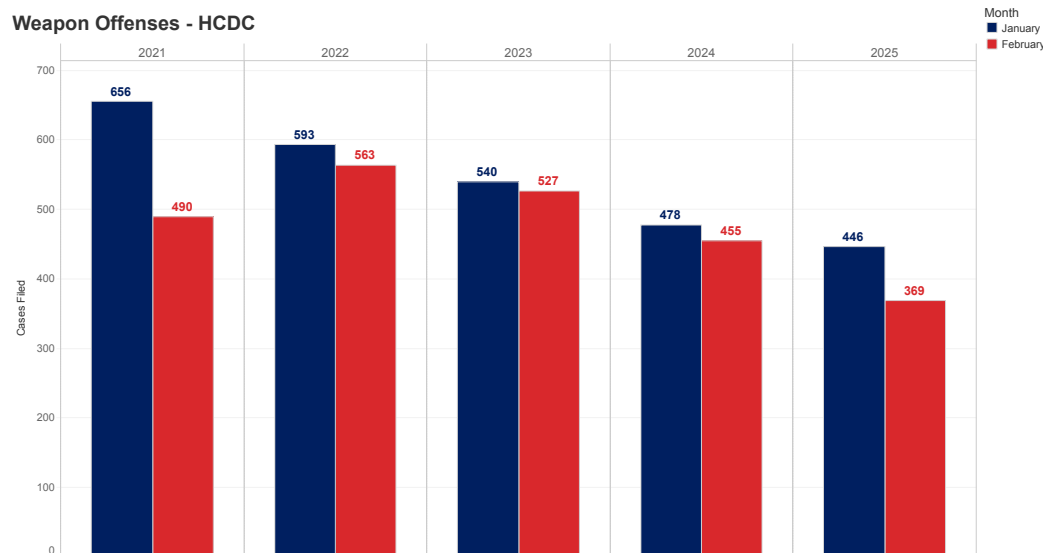


Shows the number of Weapon Offenses that occurred from 2021 to 2025. Data was retrieved from Texas DPS NIBRS Offense Distribution for Crimes Against Person (Offense Attempted/Completed). Data was filtered for Pasadena PD, Baytown PD, Harris County SO and Houston PD reports.

OFFENSE OCCURRENCES

In February 2021, Harris County law enforcement reported 514 Weapons Offense occurrences. The following year, in February 2022, this number rose to 614, marking a 19.46% increase from the previous year. In February 2023, reported offenses declined to 509, reflecting a 17.10% decrease from February 2022. The downward trend continued in February 2024, with offenses dropping to 401—representing a 21.22% decrease from the prior year. Finally, in February 2025, the number of reported offenses fell further to 249, marking a **37.91% decline** from February 2024. Over the five-year period, February 2022 recorded the highest number of Weapons Offense occurrences at 614, while February 2025 recorded the lowest at 249.

Weapon Offenses - HCDC



Shows the number of Weapon Offense cases filed from 2021 to 2025 reported by Harris County District Clerk.

CASES FILED

The data reveals the count of Weapons Offense criminal cases filed in Harris County from February 2021 to February 2025. In February 2021, 490 Weapons Offense criminal cases were filed. The following year, in February 2022, this number increased to 563, marking a 14.90% rise from the previous year. In February 2023, the number of cases filed declined to 527, reflecting a 6.39% decrease from February 2022. The downward trend continued in February 2024, with cases dropping to 455—representing a 13.66% decrease from the previous year. Finally, in February 2025, the number of cases filed fell further to 369, marking an **18.90% decline** from February 2024. This analysis highlights the fluctuations and downward trend in the count of Weapons Offense criminal cases filed in Harris County over the five-year period.