



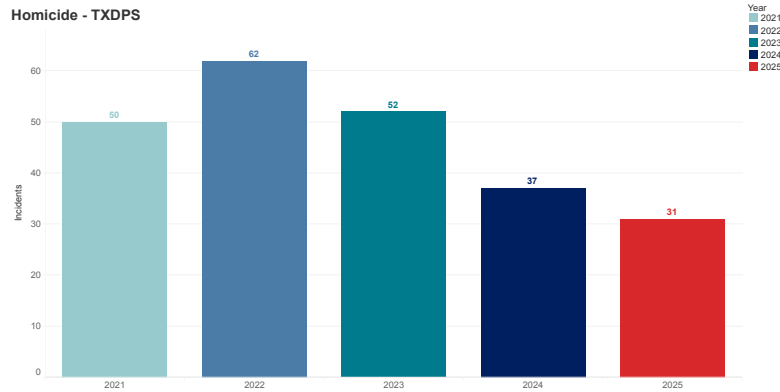
MONTHLY CRIME INDEX

JANUARY 2025

In our **Monthly Crime Index**, we aim to provide you with an accurate representation of crime statistics in Harris County, Houston. The monthly statistics are represented in two graphs. The top graph reflects offenses occurrences retrieved from the Texas Department of Public Safety (TXDPS) Offense Distribution Report and reflects offense occurrences as reported by Harris County Sheriff's Office (HCSO), Houston Police Department (HPD), Pasadena Police Department (PPD) and Baytown Police Department (BPD). The bottom graph presents data retrieved from Harris County District Clerk's office (HCDC) and represents criminal cases filed in Harris County. Represented here are the figures from the month of January until month of January over the past five years for the categories of **Homicide, Aggravated Assault, Sexual Assault, and Weapons Violations**.

HOMICIDE:

Homicide - TXDPS



Shows the number of Homicide offenses that occurred from 2021 to 2025. Data was retrieved from Texas DPS NIBRS Offense Distribution for Crimes Against Person (Offense Attempted/Completed). Data was filtered for Pasadena PD, Baytown PD, Harris County SO and Houston PD reports.

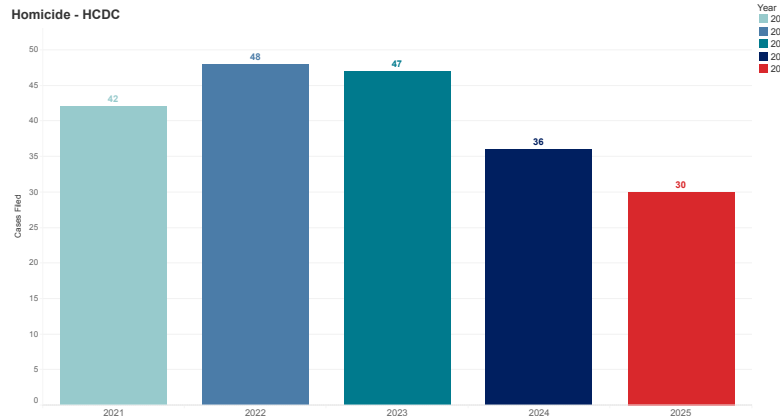
OFFENSE OCCURRENCES

The data presents the count of Homicide offenses reported in Harris County from January 2021 to January 2025. In January 2021, law enforcement reported 50 Homicide offenses. The following year in January 2022, the number increased to 62, reflecting a 24% rise from the previous year. In January 2023, the number declined to 52 offenses, marking a 16.13% decrease from January 2022. The downward trend continued in January 2024, with 37 reported offenses, representing a 28.85% decrease from the prior year. Finally, in January 2025, the number of reported Homicide offenses further declined to 31, showing a **16.22% decrease** from January 2024. Comparing the highest and lowest reported offenses in January over the five-year period, January 2022 recorded the highest count with 62 offenses, while January 2025 had the lowest with 31 reported Homicide offenses.

CASES FILED

The data presents the count of Homicide criminal cases filed in Harris County from January 2021 to January 2025. In January 2021, 42 Homicide criminal cases were filed. The following year, in January 2022, the number increased to 48, reflecting a 14.29% rise from the previous year. In January 2023, the number slightly declined to 47 cases, marking a 2.08% decrease from January 2022. The downward trend continued in January 2024, with 36 cases filed, representing a 23.40% decrease from the prior year. Finally, in January 2025, the number of cases filed declined again to 30, showing a **16.67% decrease** from January 2024. This analysis highlights fluctuations in the number of Homicide criminal cases filed in Harris County over the past five years.

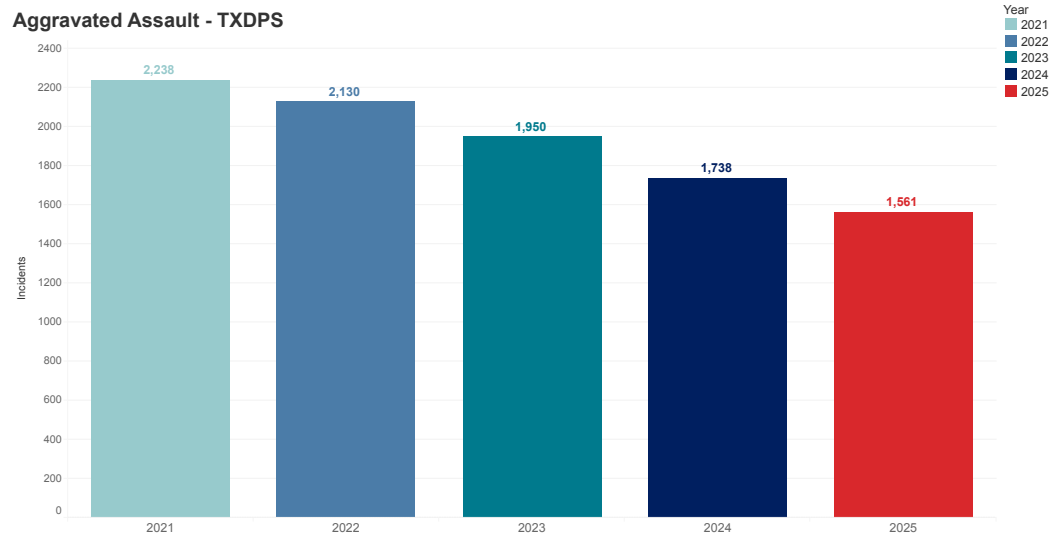
Homicide - HCDC



Shows the number of Homicide cases filed from 2021 to 2025 reported by Harris County District Clerk.

AGGRAVATED ASSAULT

Aggravated Assault - TXDPS

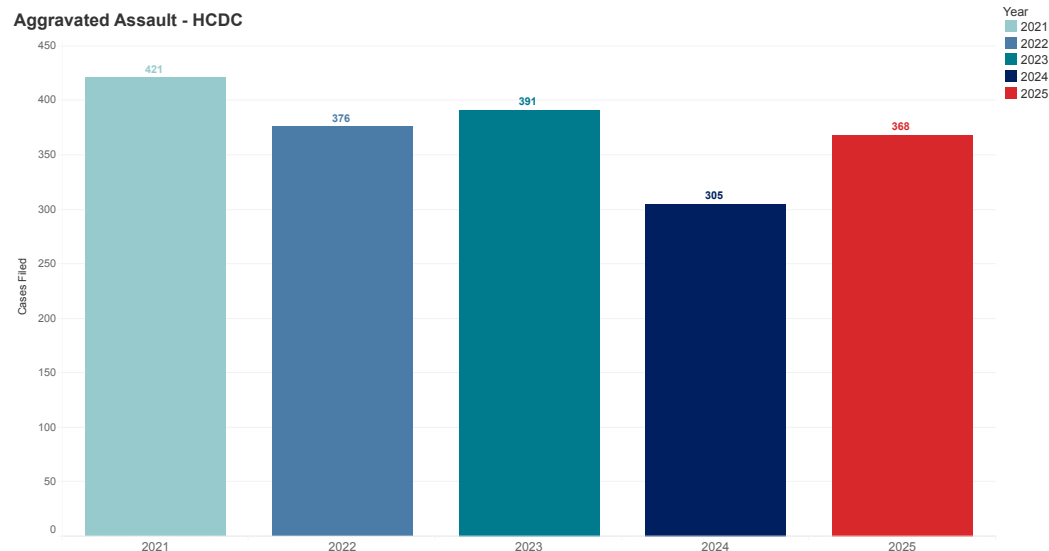


Shows the number of Aggravated Assault offenses that occurred from 2021 to 2025. Data was retrieved from Texas DPS NIBRS Offense Distribution for Crimes Against Person (Offense Attempted/Completed). Data was filtered for Pasadena PD, Baytown PD, Harris County SO and Houston PD reports.

OFFENSE OCCURRENCES

The data presents the count of Aggravated Assault offense occurrences reported in Harris County from January 2021 to January 2025. In January 2021, 2,238 Aggravated Assault incidents were reported. The following year, in January 2022, the number declined to 2,130, reflecting a 4.83% decrease from the previous year. In January 2023, the count of offenses further dropped to 1,950, marking an 8.45% decrease from January 2022. The downward trend continued in January 2024, with 1,738 incidents reported, representing a 10.87% decline from the prior year. Finally, in January 2025, the number of reported incidents declined again to 1,561, showing a **10.18% decrease** from January 2024. Comparing the highest and lowest counts of Aggravated Assault incidents reported in January between 2021 and 2025, January 2021 recorded the highest number with 2,238 incidents, while January 2025 saw the lowest count with 1,561 incidents.

Aggravated Assault - HCDC



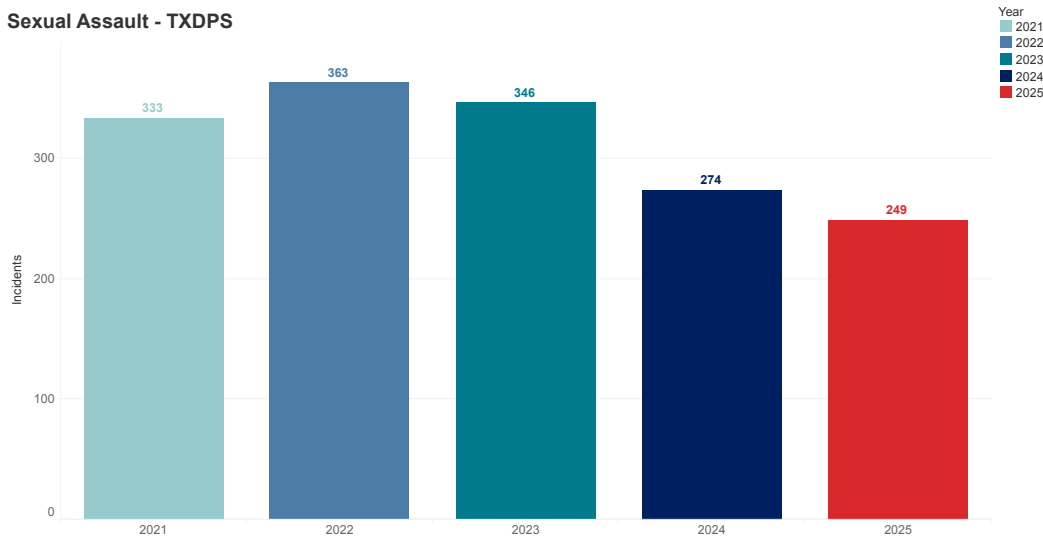
Shows the number of Aggravated Assault cases filed from 2021 to 2025 reported by Harris County District Clerk.

CASES FILED

The data presents the count of Aggravated Assault criminal cases filed in Harris County from January 2021 to January 2025. In January 2021, 421 Aggravated Assault criminal cases were filed. The following year, in January 2022, the number decreased to 376, reflecting a 10.69% decline from the previous year. In January 2023, the count slightly increased to 391 cases, marking a 3.99% rise from January 2022. However, in January 2024, the number of cases filed dropped to 305, representing a 21.99% decrease from the prior year. Finally, in January 2025, the number of cases filed rebounded to 368, showing a **20.66% increase** from January 2024. This analysis highlights fluctuations in the number of Aggravated Assault criminal cases filed in Harris County over the past five years, demonstrating periods of both decline and growth.

SEXUAL ASSAULT

Sexual Assault - TXDPS

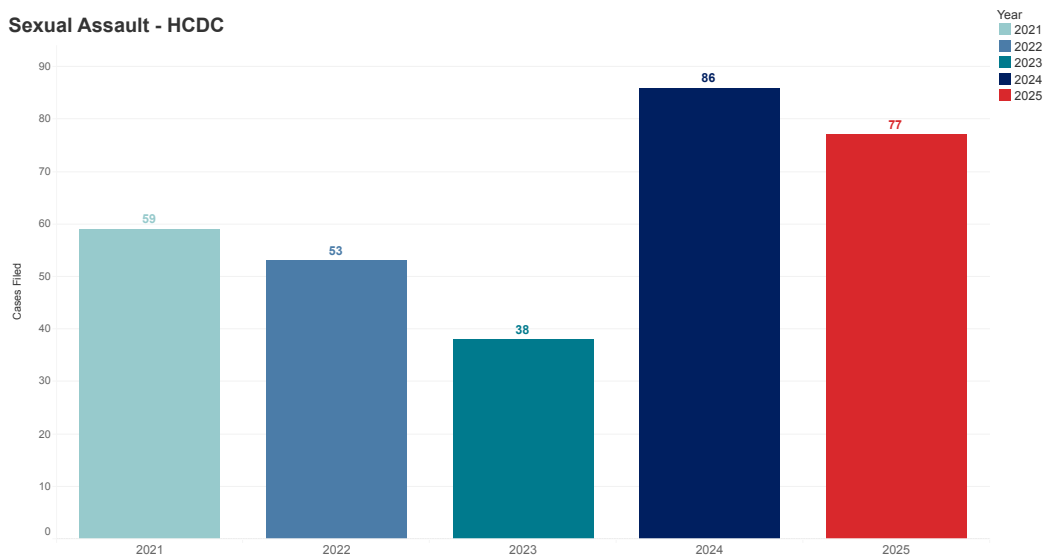


Shows the number of Sexual Assault offenses that occurred from 2021 to 2025. Data was retrieved from Texas DPS NIBRS Offense Distribution for Crimes Against Person (Offense Attempted/Completed). Data was filtered for Pasadena PD, Baytown PD, Harris County SO and Houston PD reports.

OFFENSE OCCURRENCES

In January 2021, Harris County law enforcement reported 333 Sexual Assault offense occurrences. The following year, in January 2022, this number increased to 363, marking a 9.01% rise from the previous year. In January 2023, the number of reported offenses declined slightly to 346, reflecting a 4.68% decrease from January 2022. The downward trend continued in January 2024, with reported offenses dropping to 274, representing a 20.81% decline from the prior year. Finally, in January 2025, the number of reported offenses decreased further to 249, marking a **9.12% drop** from January 2024. Comparing the highest and lowest reported Sexual Assault offenses in January across the five years, January 2022 recorded the highest count with 363 offenses, while January 2025 saw the lowest with 249 offenses.

Sexual Assault - HCDC



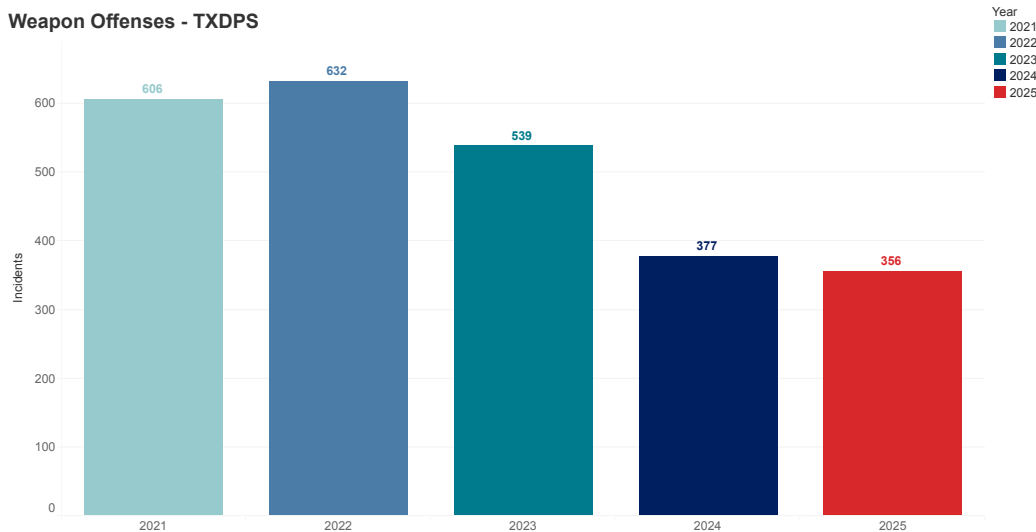
Shows the number of Sexual Assault cases filed from 2021 to 2025 reported by Harris County District Clerk.

CASES FILED

The data presents the count of Sexual Assault criminal cases filed in Harris County from January 2021 to January 2025. In January 2021, 59 Sexual Assault criminal cases were filed. The following year, in January 2022, this number decreased to 53, marking a 10.17% decline from the previous year. In January 2023, the number of cases filed dropped further to 38, representing a 28.30% decrease from January 2022. However, in January 2024, the number of cases filed surged to 86, reflecting a significant 126.32% increase from the previous year. Finally, in January 2025, the number of cases filed declined again to 77, marking a **10.47% decrease** from January 2024. This analysis highlights the fluctuations and trends in the count of Sexual Assault criminal cases filed in Harris County over the past five years.

WEAPON OFFENSES

Weapon Offenses - TXDPS

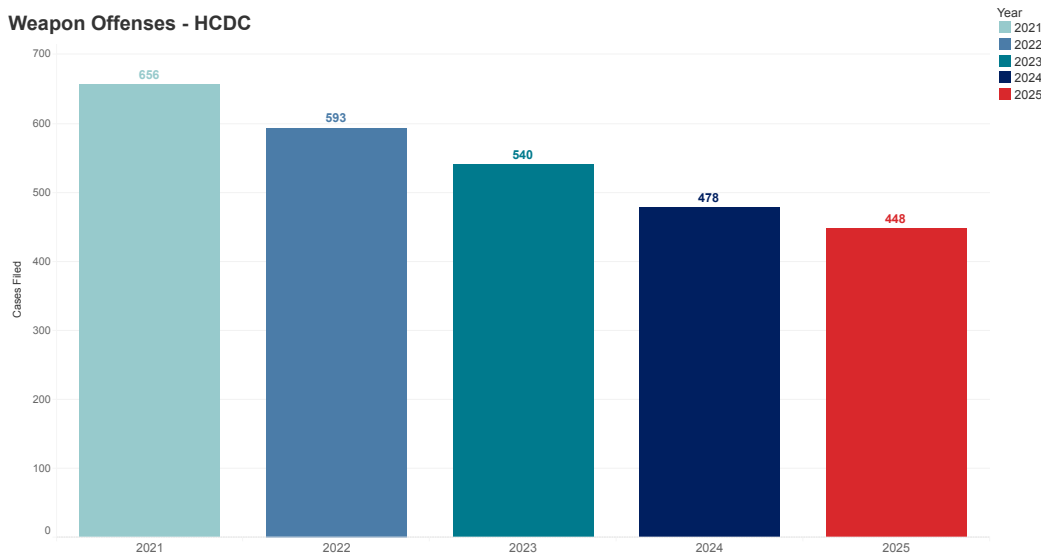


Shows the number of Weapon Offenses that occurred from 2021 to 2025. Data was retrieved from Texas DPS NIBRS Offense Distribution for Crimes Against Person (Offense Attempted/Completed). Data was filtered for Pasadena PD, Baytown PD, Harris County SO and Houston PD reports.

OFFENSE OCCURRENCES

In January 2021, Harris County law enforcement reported 606 Weapons Offense occurrences. The following year, in January 2022, this number increased to 632, marking a 4.29% rise from the previous year. In January 2023, the number of reported offenses declined to 539, reflecting a 14.72% decrease from January 2022. The downward trend continued in January 2024, with reported offenses dropping to 377, representing a 30.06% decrease from the previous year. Finally, in January 2025, the number of reported offenses saw a slight decline to 356, marking a **5.57% decrease** from January 2024. Over the five-year period, January 2022 recorded the highest number of Weapons Offense occurrences at 632, while January 2025 saw the lowest at 356.

Weapon Offenses - HCDC



Shows the number of Weapon Offense cases filed from 2021 to 2025 reported by Harris County District Clerk.

CASES FILED

The data reveals the count of Weapons Offense criminal cases filed in Harris County from January 2021 to January 2025. In January 2021, 656 Weapons Offense criminal cases were filed. The following year, in January 2022, this number decreased to 593, marking a 9.60% decline from the previous year. In January 2023, the number of cases filed dropped further to 540, reflecting an 8.94% decrease from January 2022. The downward trend continued in January 2024, with cases filed declining to 478, representing an 11.48% decrease from the previous year. Finally, in January 2025, the number of cases filed decreased again to 448, marking a **6.28% decline** from January 2024. This analysis highlights the fluctuations and trends in the count of Weapons Offense criminal cases filed in Harris County over the past five years.