

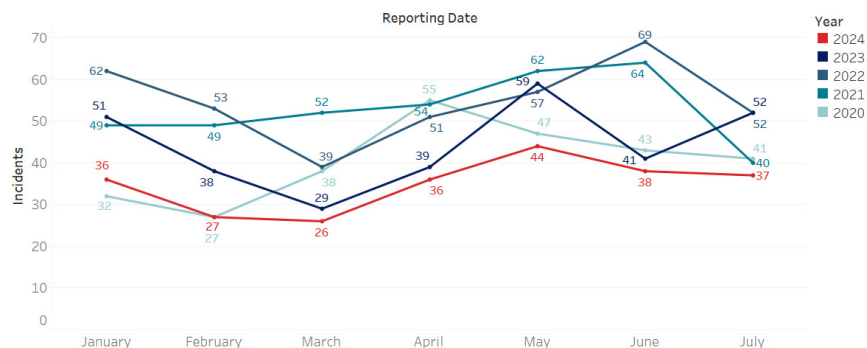
MONTHLY CRIME INDEX

J U L Y 2 0 2 4

In our **Monthly Crime Index**, we aim to provide you with an accurate representation of crime statistics in Harris County, Houston. The monthly statistics are represented in two graphs. The top graph reflects offenses occurrences retrieved from the Texas Department of Public Safety (TXDPS) Offense Distribution Report and reflects offense occurrences as reported by Harris County Sheriff's Office (HCSO), Houston Police Department (HPD), Pasadena Police Department (PPD) and Baytown Police Department (BPD). The bottom graph presents data retrieved from Harris County District Clerk's office (HCDC) and represents criminal cases filed in Harris County. Represented here are the figures from the month of July until month of July over the past five years for the categories of **Homicide, Aggravated Assault, Sexual Assault, and Weapons Violations**.

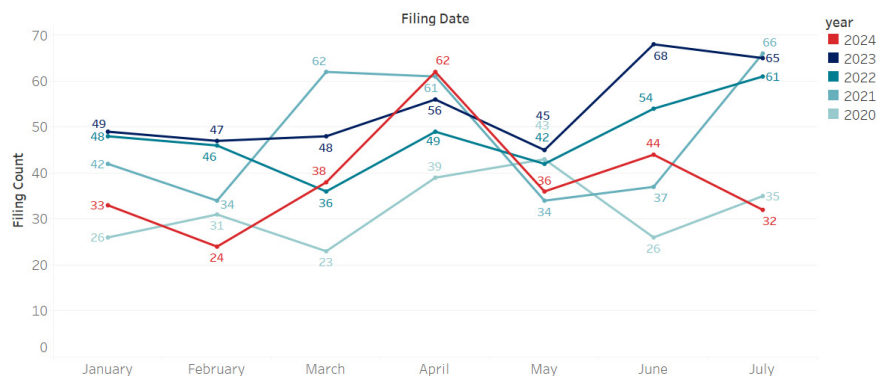
HOMICIDE:

Homicide - TXDPS



Shows the number of homicide offenses that occurred from 2020 to 2024. Data was retrieved from Texas DPS NIBRS Offense Distribution for Crimes Against Person (Offense Attempted/Completed). Data was filtered for Pasadena PD, Baytown PD, Harris County SO and Houston PD reports.

Homicide - HCDC



Shows the number of Homicide cases filed from 2020 to 2024 reported by Harris County District Clerk.

OFFENSE OCCURRENCES

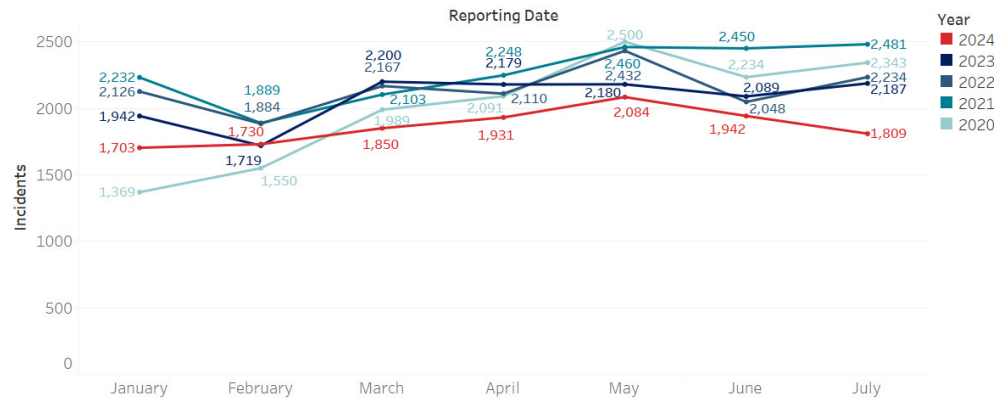
In July 2020 Harris County law enforcement reported 41 Homicide offenses. This figure decreased to 40 in July 2021, marking a 2.43% decrease from the previous year. In July 2022 there was an increase to 52 reported offenses indicating a 30.00% increase from July 2021. Then in July 2023 the number of reported Homicide offenses stayed the same at 52 which is a 0% change from the previous year. Then finally in July 2024 there was a decrease to 37 reported Homicide offenses, indicating a **28.84% decline** in offense occurrences. Comparing the highest number of reported offenses in July over the five years, July 2022 and July 2023 tied for the highest with 52 offenses each, and July 2024 had the lowest with 37 reported offenses. This analysis unveils significant fluctuations in the count of Homicide offenses over the past five years, showcasing varied trends annually.

CASES FILED

The data reveals the count of Homicide criminal cases filed in Harris County from July 2020 to July 2024. In July 2020, 35 Homicide criminal cases were filed, which increased to 66 in July 2021, representing an 88.57% increase. Then July 2022 there was a slight decrease in cases filed to 61, which represents a 7.57% decrease from the previous year. Then in July 2023 there were 65 homicide criminal cases filed which is a 6.56% increase. Finally in July 2024 the number of cases filed decreased to 32, indicating a **50.77% decrease** from the previous year. This analysis provides insights into the fluctuations and trends in the count of Homicide criminal cases filed in Harris County over the specified timeframe.

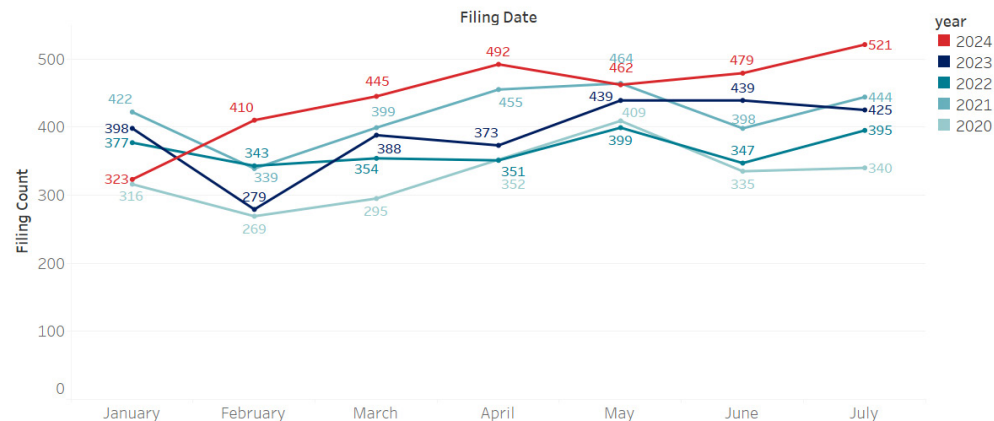
AGGRAVATED ASSAULT

Aggravated Assault - TXDPS



Shows the number of aggravated assault offenses that occurred from 2020 to 2024. Data was retrieved from Texas DPS NIBRS Offense Distribution for Crimes Against Person (Offense Attempted/Completed). Data was filtered for Pasadena PD, Baytown PD, HarrisCounty SO and Houston PD reports.

Aggravated Assault - HCDC



Shows the number of Aggravated Assault cases filed from 2020 to 2024 reported by Harris County District Clerk.

OFFENSE OCCURRENCES

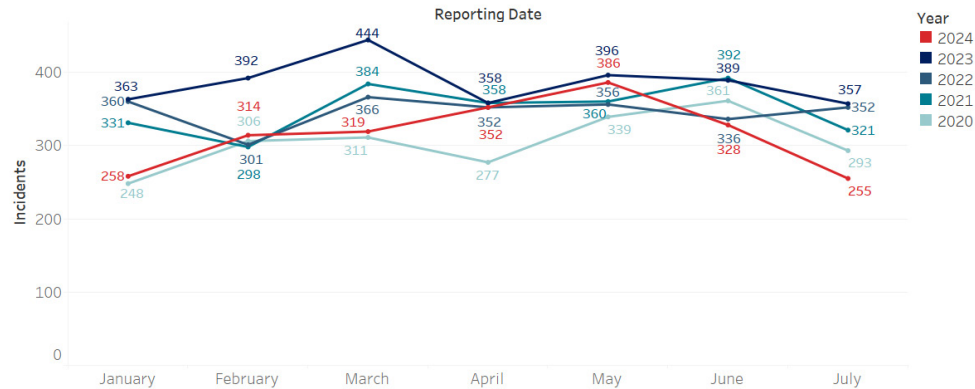
In July 2020 Harris County law enforcement reported 2,343 Aggravated Assault incidents. The next year in July 2021, this number increased to 2,481 which represents a 5.89% increase from the previous year. However, the next year in July 2022 there were 2,234 Aggravated Assault incidents which represents a 9.96% decrease from July 2021. Then in July 2023 there were 2,187 incidents reported, marking a 2.10% decrease. Finally in July 2024 there as a decline to 1,809 Aggravated Assault incidents reported, representing a **17.28% decrease**. Comparing the highest reported Aggravated Assault incidents in July across 2020 to 2024, July 2021 holds the record with 2,481 incidents while July 2024 has the lowest count at 1,809 reported incidents. This analysis unveils significant fluctuations in the count of Aggravated Assault incidents over the past five years, illustrating varied trends annually.

CASES FILED

The data reveals the count of Aggravated Assault criminal cases filed in Harris County from July 2020 to July 2024. In July 2020, 340 Aggravated Assault criminal cases were filed which increased to 444 in July 2021, marking a 30.58% rise from the previous year. Subsequently, in July 2022 we witnessed a decline in cases filed to 395, indicating a 11.03% decline compared to July 2021. Then July 2023 saw a slight increase in cases filed to 425 cases which represents a 7.59% increase in Aggravated Assault criminal cases filed. Finally in July 2024, the number increased to 521 cases demonstrating a **22.59% rise** from the preceding year. This analysis provides insights into the fluctuations and rends in the count of Aggravated Assault criminal cases filed in Harris County over the specified time frame.

SEXUAL ASSAULT

Sexual Assault - TXDPS

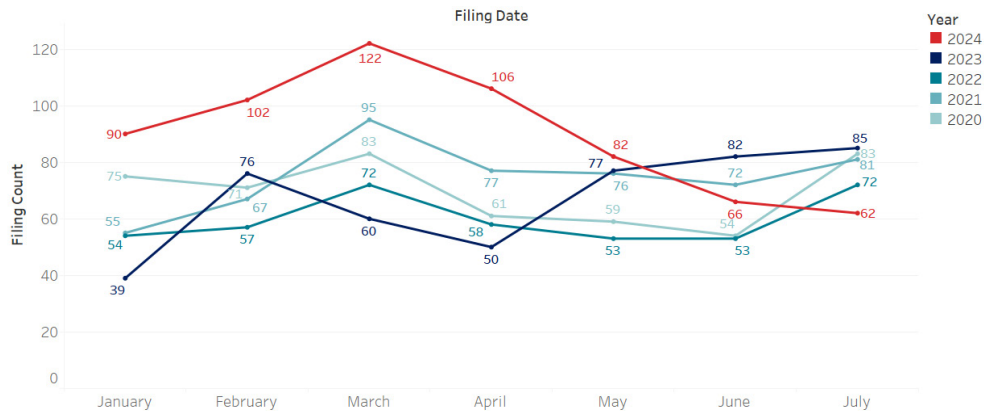


Shows the number of sexual assault offenses that occurred from 2020 to 2024. Data was retrieved from Texas DPS NIBRS Offense Distribution for Crimes Against Person (Offense Attempted/Completed). Data was filtered for Pasadena PD, Baytown PD, HarrisCounty SO and Houston PD reports.

OFFENSE OCCURRENCES

In July 2020 Harris County law enforcement reported 293 Sexual Assault offenses. This figure increased slightly to 321 in July 2021, marking a 9.55% increase from the previous year. In July 2022 we saw another slight increase to 352 Sexual Assault offense occurrences which represents a 9.66% increase. Then in July 2023 there was another slight increase to 357 offenses which is 1.42% higher than the previous year. Finally this year in July 2024, there was a decline to 255 Sexual Assault offense occurrences, marking a **28.57% decline** from the previous year. Comparing the highest reported Sexual Assault offenses in July across the five years, July 2023 holds the record with 357 reported offenses, while July 2024 has the lowest count at 255 reported offenses. This analysis unveils significant fluctuations in the count of Sexual Assault offenses over the past five years, showcasing varied trends annually.

Sexual Assault - HCDC



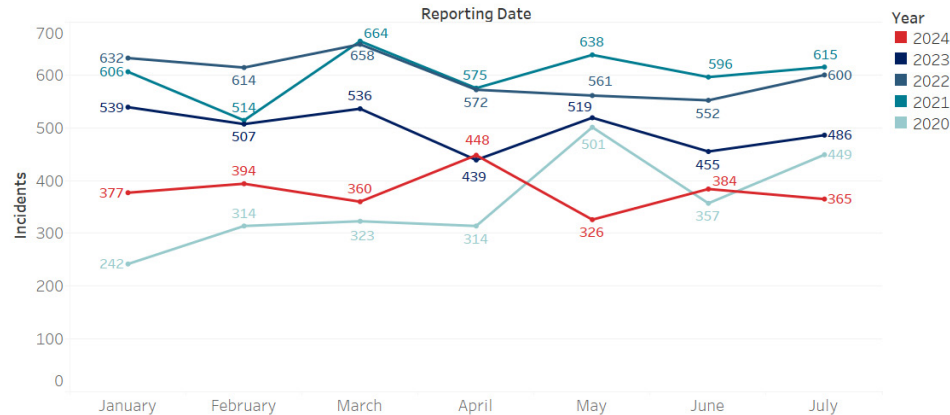
Shows the number of Sexual Assault cases filed from 2020 to 2024 reported by Harris County District Clerk.

CASES FILED

The data reveals the count of Aggravated Assault criminal cases filed in Harris County from July 2020 to July 2024. In July 2020, 83 Sexual Assault criminal cases were filed which decreased slightly to 81 in July 2021, marking a 2.41% decline from the previous year. Subsequently in July 2022 there was another decline to 72 cases filed which represents a 11.11% decline. However, July 2023 saw an 18.06% increase to 85 Sexual Assault cases filed. Then finally this year in July 2024, there were 62 cases filed, demonstrating a **27.06% decline** from July 2023. This analysis provides insights into the fluctuations and trends in the count of Sexual Assault criminal cases filed in Harris County over the specified timeframe.

WEAPON VIOLATIONS

Weapon Violations - TXDPS

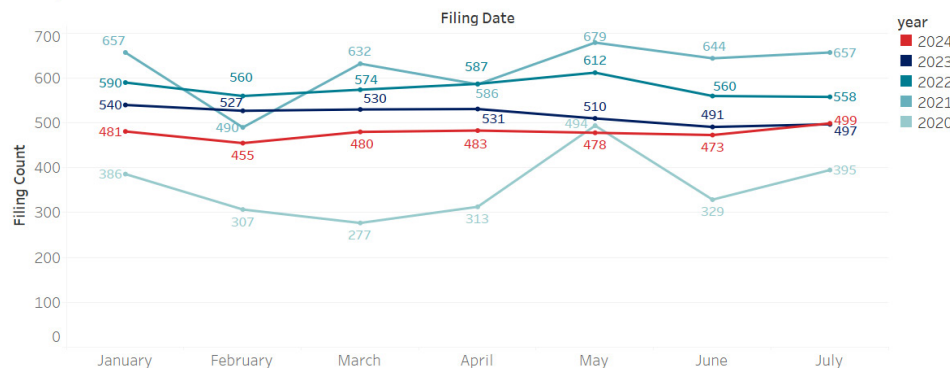


Shows the number of weapon violation offenses that occurred from 2020 to 2024. Data was retrieved from Texas DPS NIBRS Offense Distribution for Crimes Against Person (Offense Attempted/Completed). Data was filtered for Pasadena PD, Baytown PD, HarrisCounty SO and Houston PD reports.

OFFENSE OCCURRENCES

The data portrays the count of Weapons Violation offenses reported in Harris County from July 2020 to July 2024. In July 2020 Harris County law enforcement reported 449 Weapons Violations. This figure increased to 615 in July 2021, marking a substantial 36.97% increase from the previous year. In July 2022, we saw a slight decrease to 600 reported violations, indicating a 2.43% decrease. Then in July 2023 there was a significant decrease to 486 offenses reported which is a 19.00% decrease from the previous year. Finally, this year in July 2024 there was another decrease to 365 Weapons Violation offense occurrences which is **24.90% decrease** from the previous year. Comparing the highest reported Weapons Violations in July across the five years, July 2021 holds the record with 615 reported violations, while July 2024 has the lowest count at 365 reported violations. This analysis reveals noteworthy fluctuations in the count of Weapons Violations over the past five years, showcasing varied trends annually.

Weapon Violations - HCDC



Shows the number of Weapon Violation cases filed from 2020 to 2024 reported by Harris County District Clerk.

CASES FILED

The data reveals the count of Weapons Violations criminal cases filed in Harris County from July 2020 to July 2024. In July 2020, 395 Weapons Violations criminal cases were filed, which increased to 657 in July 2021, marking a 66.33% increase from the previous year. Subsequently, in July 2022 we saw a decrease to 558 cases filed, indicating a 15.07% decrease compared to July 2021. July 2023 saw another decrease to 497 cases filed, representing a 10.93% decline from the previous year. Finally, this year in July 2024, there were 499 Weapons Violation criminal cases filed in Harris County, representing a slight **0.40% increase** from the previous year. This analysis provides insights into the fluctuations and trends in the count of Weapons Violation criminal cases filed in Harris County over the specified timeframe.